


# Interim report for the second quarter of 2019

January - June 2019



# Interim report for the second quarter of 2019

January 1 – June 30, 2019

## The second quarter in figures

- Net sales amounted to TSEK 3 454 (2 908).
- Loss after taxes amounted to TSEK 18 330 (14 324).
- Loss per share was SEK 1.3 (3.0).
- Cash flow from current operations was TSEK -13 917 (-16 558).

## The first half year in figures

- Net sales amounted to TSEK 6 968 (5 624).
- Loss after taxes amounted to TSEK 35 670 (25 605).
- Loss per share was SEK 2.7 (5.3).
- Cash flow from current operations was TSEK -21 253 (-27 309).

## Important events during the second quarter


- The Annual General Meeting 2019 was held on April 24th, 2019.
- New share issue amounting to 151,1MSEK on May 2nd 2019 in connection to listing on Nasdaq First North.
- Continued build-up of sales organisation in the US.
- CranioPlug launched to selected customers in the US, Germany and Sweden.
- Pre-clinical paper on the combined use of OssDsign implants and gentamicin published in Acta Neurochirurgica.
- Regulatory file submission for OssDsign Cranial in Japan.

## Important events after the end of the second quarter

- Notification of intention to award contract received from the National Health Service (NHS) in the UK.
- Number of new accounts in the US increased by 22%.
- US Operations Director recruited.
- First surgeries with CranioPlug in the US, Germany and Sweden.
- OssDsign Cranial receives reimbursement in France.



**Sales up 19% during the second quarter.**



**151.1 MSEK new share issue on May 2, 2019.**

## Financial overview

	2019	2018	2019	2018	2018
<i>The group</i>	Apr 1 – June 30	Apr 1 – June 30	Jan 1 – June 30	Jan 1 – June 30	Jan 1 – Dec 31
Net sales, TSEK	3 454	2 908	6 968	5 624	13 264
Operating profit, TSEK	-18 144	-11 380	-35 270	-22 568	-50 145
Profit for the period, TSEK	-18 330	-14 324	-35 670	-25 605	-56 011
Solidity, %	91%	57%	91%	57%	63%
Earnings per share, SEK	-1,3	-3,0	-2,7	-5,3	-11,0
Average number of employees	32,2	26,7	31,0	25,8	27,3



“ Our present financial position and ongoing organizational developments will allow us to capitalize on the multiple substantial opportunities for growth. ”

## CEO Statement

### Strengthening the organization and investing for sustained growth

The highlight of the quarter was completing a successful IPO, with proceeds that now provide the capacity to invest in the resources required for continued growth over the years to come. And despite the energy devoted to the IPO, the organization was able to maintain its focus on its core business. As result we are able to report sales growth of 19% in the quarter.

In the US we are executing the plans communicated during the IPO process and are starting the transition of sales management from our master distributor to OssDsign Inc, including making judicious investments in sales capacity. By the end of this year we aim to run all US operations directly, managing a network of selected distributors in order to reach high value customers in targeted, largely metropolitan, areas.

A key part of the transition to OssDsign Inc, is the active optimization of the US distribution network. During the second quarter we have contracted with and performed extensive training of a core group of distributors with whom we intend to work in close partnership going forward. Management of US operations has also been strengthened in order to drive the sales process and build up the various aspects of OssDsign Inc. A positive effect of these initiatives and investments has already been seen during the start of Q3.

In Europe, we see continued positive development in Sweden, UK, Germany and Spain. In Germany, we recently made a number of organizational changes and we intend to further refine and build the German sales organization in the coming year. There has been a strong initial response to these changes, and we are confident that sales will continue to grow strongly in this important market. After the quarter end we were notified that OssDsign Cranial PSI has been granted nationwide reimbursement for cranioplasty in France, and we are hence planning for a launch in France during the second half of the year.

In June we initiated the launch of our new product CranioPlug to selected customers in the US, Germany and Sweden. We are very excited to be able to put this device into the hands of our customers. It will be OssDsign's first 'off the shelf' product, i.e. one that is not patient specific, but rather one that our customers can use in surgery on a more regular basis. As such it will not only bring revenue but also give us an increased presence in clinics, providing an added opportunity to present OssDsign's unique material and technology to customers, reinforcing sales of cranial implants.

Looking to other new markets, we were pleased to submit a regulatory dossier to the Japanese PMDA in late June for OssDsign Cranial. This is a major market, second only to the USA in terms of value in OECD. I look forward to providing an update on Japanese progress and our strategy towards the end of the year.

Overall, this has been an historic quarter for OssDsign – one in which we became a public company and in which we have taken further control of the key markets for our future growth. We find ourselves in a good position to capitalize on the multiple substantial opportunities for growth. Our present financial position and ongoing organizational developments will allow us to establish OssDsign as a leader in regenerative implant solutions for cranial and facial reconstruction.

*Anders Lundqvist, CEO*

# Statement of Operations

OssDsign has developed a bioceramic material that, when implanted into a patient's body, is replaced by the patient's own bone during the healing process. Based on this bioceramic material, the company has developed patient-specific cranial and facial implants and an off-the-shelf product for burr hole filling. These products lead to an improved healing process with a low risk of complications, compared with competing products.

## **Successfully Established Company with Strong Growth Potential**

The company currently has regulatory approval in the EU and US and is successfully established in Europe. In the autumn of 2017, OssDsign initiated commercialization in the US, the world's largest medtech market. The company sees strong growth potential in the US and intends to carry out significant market initiatives there in the coming years. In addition, OssDsign will invest in continued growth in Europe and establishing a position in the Japanese market.

## **Objectives and Market Potential**

Successful market initiatives have generated significant interest in the company's products, resulting in significant sales growth in recent years. OssDsign has determined that there is good potential to establish the company's patient-specific and off-the-shelf implants as the standard treatment for cranial and facial defects resulting from trauma, radiation therapy, tumor, stroke or congenital defects. During the second quarter of 2019 OssDsign was successfully listed as publically traded company. The IPO raised 139 MSEK of new capital after transaction costs, providing OssDsign with the resources needed to establish the company as a fast-growing, profitable medtech company that creates value for customers while fulfilling our ambition to deliver meaningful benefit to patients.



# Development of profit and financial position

## SECOND QUARTER

### Net sales

Net sales for the second quarter of 2019 amounted to TSEK 3 454 (2 908), an increase of 19%. The sales increase was largely driven by a positive sales trend in the more established European markets. Sales in the US during the period was impacted by initiation of transition from our master distributor to OssDsign Inc.

### Operating profit/loss

The operating loss for the period April-June 2019 amounted to TSEK -18 144 (-11 380), an increased loss of TSEK 6 764. The reduced operating profit is driven by increased market investments mainly related to the sales organisation in USA. The Operating loss is also impacted by costs linked to the listing on Nasdaq First North and that capitalisation of own work has been reduced.

### Cash flow, investments and financial position

At the beginning of the period, cash and cash equivalents amounted to TSEK 37 401 and, at the end of the period, were TSEK 159 162. Cash flow from current operations for the period was negative by TSEK 13 917 (16 558) of which changes in working capital amounted to a positive TSEK 812 (-2 364). The negative operating cash flow improved mainly due to the reduced accounts receivables. Financing activities including the listing on First North contributed with a positive TSEK 135 709 (2 897). Total cash flow for the period was positive to the amount of TSEK 121 761 (-15 098). Net investments in tangible assets for the period amounted to TSEK 31 (144) and mainly involved investments in IT. Investments in intangible assets for the period amounted to TSEK 0 (1 294).

## FIRST HALF-YEAR

### Net sales

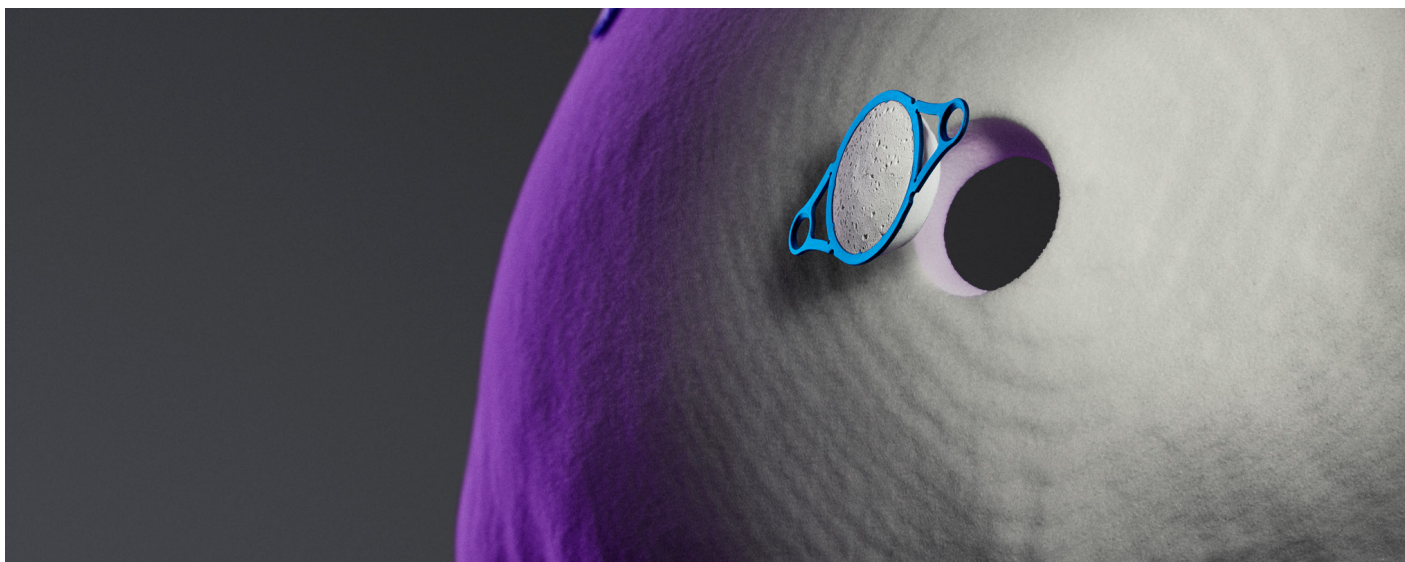
Net sales for the first half-year amounted to TSEK 6 968 (5 624), an increase of 24%. The sales increase was mainly driven by a positive sales trend in the more established European markets. Sales in the US during the period was impacted by initiation of transition from our master distributor to OssDsign Inc.

### Operating profit/loss

The operating loss for the period January-June 2019 amounted to TSEK -35 270 (-22 568), an increased loss of TSEK 12 702. The deteriorating operating profit is mainly due to increased market investments including on the sales organisation in USA. Operating loss is also impacted by costs linked to the listing on Nasdaq First North and that capitalisation of own work has been reduced.

### Cash flow, investments and financial position

At the beginning of the period, cash and cash equivalents amounted to TSEK 14 077 and, at the end of the period, to TSEK 159 162. Cash flow from current operations for the period was negative by TSEK 21 253 (27 309) of which changes in working capital amounted to a positive TSEK 9 751 (-2 099). The negative operating cash flow improved mainly due to reduced receivables. Financing activities including the private placement in Q1 and listing on First North in Q2 contributed a positive TSEK 166 518 (2 740). Total cash flow for the period was positive to the amount of TSEK 145 086 (-28 229). Net investments in tangible assets for the period amounted to TSEK 85 (745) and mainly related to investments in production equipment. Investments in intangible assets for the period amounted to TSEK 95 (-2 916).



## IMPORTANT EVENTS DURING THE QUARTER

### **The Annual General Meeting 2019 was held on April 24th, 2019**

At the AGM it was decided to adopt the income statement and balance sheet, consolidated income statement and consolidated balance sheet, determination of profit allocation, and the discharge from liability of the Board and the Managing Director, as published in the Annual Report. It was also decided to appoint Simon Cartmell as Chairman of the Board (re-election), and Viktor Drvota (re-election), Håkan Engqvist (re-election), Newton Aguiar (new election) and Anders Qvarnström (new election) as Members of the Board up to the time of the next AGM. In connection with the AGM, it was decided to introduce an incentive program. The program includes a maximum of 740 107 warrants and 256 894 options for employees, of which 256 894 options have been transferred to date. For full details regarding the program, please refer to the company's website and the minutes from the April 24 Annual General Meeting.

### **New share issue in connection to listing on Nasdaq First North**

On May 2nd, the Board of Directors of OssDsign AB resolved, with the support of the authorization from the Annual General Meeting on April 24, 2019, on a share issue of up to 5 500 000 shares and to apply for admission to trading of the Company's shares on Nasdaq First North. The share issue was oversubscribed and raised 151.3 MSEK before issue costs. Trading on Nasdaq First North was commenced on May 24th 2019.

### **Continued build-up of sales organisation in the US**

OssDsign continued to build its US organization by hiring three Technical Sales Managers located in Florida, Texas and the San Francisco Bay area respectively. The new employees will work alongside OssDsign's distributors to provide clinical support and drive sales efforts. Since late 2018, OssDsign is represented in the US by Area Directors responsible for the East, West and Central geographies. The addition of Technical Sales Managers gives OssDsign an increased geographic presence and a better ability to work closely with distributors and customers in key areas of the US.

### **CranioPlug launched to selected customers in the US, Germany and Sweden**

CranioPlug, OssDsign's new product for burr-hole closure and bone-flap fixation was introduced to selected customers in the US, Germany and Sweden during June. This is OssDsign's first off-the-shelf product targeting a high-volume market and during this initial launch phase OssDsign intends to collect important clinical feedback to support further marketing efforts in Europe and the US, as well as to satisfy post-market surveillance protocols.

### **Pre-clinical paper on the combined use of OssDsign implants and gentamicin published in Acta Neurochirurgica**

An important pre-clinical paper was published in the peer-reviewed medical journal Acta Neurochirurgica in June. The paper describes how OssDsign's implants can be combined with the frequently used antibiotic compound Gentamicin. The conclusion of the paper supports that OssDsign's implants, unlike the most common competing materials also tested, can be loaded with gentamicin prior to surgery which may translate into direct clinical benefits in terms of withstanding implant related infections. The peer-reviewed publication of these important and unique characteristics of OssDsign's technology further adds to the increasing body of evidence that supports the clinical use of OssDsign products.

### **Regulatory file submission for OssDsign Cranial in Japan**

On June 28th, OssDsign submitted a regulatory application dossier to the Japanese Pharmaceutical and Medical Device Agency (PMDA). Preparing the file has required significant resources, especially since further pre-clinical testing has had to be performed in order to adhere to the stringent Japanese regulatory requirements. Once the file is approved, OssDsign will gain access to the Japanese market for cranioplasty implants, which is the second largest OECD market. Japanese neurosurgeons have prior to the submission gained clinical experience of using OssDsign products under ethical approval and OssDsign will continue this collaboration and build further clinical experience and evidence while executing the commercial preparations for a launch in Japan currently envisaged for 2020.

## IMPORTANT EVENTS AFTER THE END OF THE SECOND QUARTER

### Notification of intention to award contract received from the National Health Service (NHS)

Earlier this year OssDsign submitted an application to participate in a national tender with the NHS in the UK. On the 19th of July, OssDsign received notification from the NHS Supply Chain of their intention to award OssDsign a contract. This tender will establish a national specification for the supply of all Orthopedic products under a single National Framework Agreement which will be open to all NHS hospitals. Being on contract with NHS Supply Chain would be a significant step forward for OssDsign in the UK and could lead to an increase in sales as a result of harmonized ordering and pricing structures throughout the NHS.

### Number of new accounts in the US increased by 22%

Following the end of the second quarter, OssDsign has seen a significant increase in its US customer base. The addition of 8 new ordering hospitals represents an increase of 22% and is a reflection of the company's focused efforts on introducing OssDsign Cranial PSI to accounts with higher volume potential.

### US Operations Director recruited

The growing US team was also strengthened with a US Operations Director, located in OssDsign's new US headquarters in Columbia MD. In the short term, the operations director will play a key role in driving the ongoing transition of the US business from OssDsign's master distributor, Matador Medical, to OssDsign Inc. This will involve setting up logistics and legal structures as well as supporting US customers and the sales organization to make sure that the transition of responsibilities works seamlessly.

### First surgeries with CranioPlug in the US, Germany and Sweden

Also following the end of this reporting period, the first clinical use of CranioPlug took place in the US, Germany and Sweden. As part of a limited launch to selected customers in these regions, products have been implanted with overall positive results. The feedback from these and future initial surgical procedures with CranioPlug will be part of OssDsign's regulatory post-market surveillance protocol and will also provide input for a broader launch of CranioPlug, including distributor markets, during the year.

### OssDsign Cranial receives reimbursement in France

In August, OssDsign received notification from reimbursement authorities in France that OssDsign Cranial PSI has been granted nationwide reimbursement for cranioplasty in France. France was the only remaining European key market where OssDsign lacked reimbursement. Apart from OssDsign, only two other competitive products have been granted reimbursement on the French market. As a result of the reimbursement being granted OssDsign has intensified its preparations for launching in France during the second half of 2019.

## OTHER DISCLOSURES

### Ownership structure

At the end of the second quarter there were approximately 1 372 shareholders in OssDsign AB, of which the three largest accounted for 45.9% of the capital and voting rights. The total number of shares amounted to 17 733 168. The largest shareholders, as of June 30, 2019, were Karolinska Development AB, SEB Ventures and Fouriertransform AB.

### Employees

At the close of the period, there were a total of 33 (28) employees, of whom 36% were women. This includes employees at our office and production plant in Uppsala, as well as sales representatives in Germany, the UK and USA.

### Financing

The Board of Directors regularly reviews the company's current and forecast cash flows to ensure it has the necessary funds and resources to conduct operations and work in the strategic direction agreed by the Board. The company's long-term cash requirement is largely determined by how successful current products are, or are anticipated to be, on the market. In May of 2019, in connection with the company's listing on the Nasdaq First North exchange, a new rights issue was carried out, bringing in 151.3 MSEK before deductions for issue costs. The net amount coming into the company was approximately 139.6 MSEK. The Board deems that the current cash position is sufficient to implement the company's current business plan.

### Transactions with related parties

On the balance sheet date, there were no receivables from or liabilities attributable to related parties. There have been no transactions between the company and related parties that have had a material impact on the company's position and results.

### Risks and uncertainties

OssDsign's risks and uncertainties include, but are not limited to, financial risks such as future profit development, financing, foreign exchange and credit risks. In addition to market risks, there are also risks related to OssDsign's operations, such as obtaining the necessary government licenses, product development, patents and intellectual property rights, product liability and forward-looking information that may affect the company. Moreover, there is no guarantee that the company can obtain the necessary financial resources to conduct its operations. Further information regarding the company's risk exposure can be found on pages 35–36 of OssDsign's 2018 Annual Report.

## Consolidated summary income statement

SEK 000'	2019	2018	2019	2018	2018
	Apr 1 – June 30	Apr 1 – June 30	Jan 1 – June 30	Jan 1 – June 30	Jan 1 – Dec 31
Net sales	3 454	2 908	6 968	5 624	13 264
Other operating income/Other income	387	894	846	1 145	2 373
Work performed by the group/parent company for its own use and capitalised	-	1 294	95	2 916	6 696
Raw materials and consumables/ Cost of material	-1 574	-1 102	-2 954	-1 961	-4 947
Other external expenses	-9 385	-6 023	-19 006	-14 116	-33 048
Personnel costs	-10 119	-8 151	-18 758	-14 026	-30 290
Depreciation, amortisation and impairment of tangible and intangible fixed assets/ non- financial assets	-589	-917	-2 040	-1 775	-3 628
Impairment losses on financial assets	-54	-160	-21	-160	-152
Other operating expenses/Other expenses	-264	-121	-400	-214	-412
<b>Operating profit</b>	<b>-18 144</b>	<b>-11 380</b>	<b>-35 270</b>	<b>-22 568</b>	<b>-50 145</b>
<i>Profit from financial items</i>					
Net interest income	-24	-2 805	-126	-2 898	-5 716
<b>Profit after financial items</b>	<b>-18 168</b>	<b>-14 185</b>	<b>-35 396</b>	<b>-25 466</b>	<b>-55 861</b>
Tax expense	-162	-140	-274	-140	-150
<b>Profit for the period</b>	<b>-18 330</b>	<b>-14 324</b>	<b>-35 670</b>	<b>-25 605</b>	<b>-56 011</b>
<b>Earnings per share</b>					
Basic earnings per share	<b>-1,3</b>	<b>-3,0</b>	<b>-2,7</b>	<b>-5,3</b>	<b>-11,0</b>

## Consolidated summary of comprehensive income

SEK 000'	2019	2018	2019	2018	2018
	Apr 1 – June 30	Apr 1 – June 30	Jan 1 – June 30	Jan 1 – June 30	Jan 1 – Dec 31
<b>Profit/loss for the period</b>	<b>-18 330</b>	<b>-14 324</b>	<b>-35 670</b>	<b>-25 605</b>	<b>-56 011</b>
<i>Other comprehensive income for the period</i>					
Items that will be reclassified subsequently to profit or loss	-25	10	24	18	19
Income tax relating to items that will be reclassified	0	0	0	0	
Other comprehensive income for the period	-25	10	24	18	19
<b>TOTAL COMPREHENSIVE INCOME FOR THE YEAR</b>	<b>-18 355</b>	<b>-14 314</b>	<b>-35 645</b>	<b>-25 587</b>	<b>-56 992</b>



# Consolidated summary balance sheet

	2019	2018	2018
SEK 000'	30 June	30 June	31 Dec
<b>ASSETS</b>			
<i>Fixed assets</i>			
Intangible fixed assets	27 520	25 428	28 514
Tangible fixed assets	4 398	8 893	8 108
<b>Total fixed assets</b>	<b>31 918</b>	<b>34 320</b>	<b>36 623</b>
<i>Current assets</i>			
Inventories	1 181	669	1 354
Current receivables	5 218	3 652	6 100
Other receivables	1 754	1 667	16 319
Prepaid expenses and other accrued income	590	487	649
Cash equivalents	159 162	7 005	14 077
<b>Total current assets</b>	<b>167 905</b>	<b>13 480</b>	<b>38 498</b>
<b>TOTAL ASSETS</b>	<b>199 823</b>	<b>47 800</b>	<b>75 120</b>

	2019	2018	2018
SEK 000'	30 June	30 June	31 Dec
<b>SHAREHOLDER EQUITY AND LIABILITIES</b>			
<b>Equity</b>	<b>182 378</b>	<b>27 536</b>	<b>47 492</b>
<b>Total equity</b>	<b>182 378</b>	<b>27 536</b>	<b>47 492</b>
<i>Long-term liabilities</i>			
Liabilities to credit institutions	2 524	3 037	2 781
Lease liabilities	1 276	5 088	4 287
Other liabilities	57	170	113
<b>Total long-term liabilities</b>	<b>3 857</b>	<b>8 295</b>	<b>7 181</b>
<i>Current liabilities</i>			
Liabilities to credit institutions	627	552	627
Accounts payable	4 307	1 110	4 044
Lease liabilities	1 056	1 529	1 745
Current tax liability	305	-	548
Other liabilities	1 253	1 043	5 957
Accrued expenses and deferred income	6 040	7 735	7 528
<b>Total current liabilities</b>	<b>13 589</b>	<b>11 969</b>	<b>20 448</b>
<b>Total liabilities</b>	<b>17 446</b>	<b>20 264</b>	<b>27 628</b>
<b>TOTAL EQUITY AND LIABILITIES</b>	<b>199 823</b>	<b>47 800</b>	<b>75 120</b>

## Consolidated change in shareholder's equity in summary

<i>SEK 000'</i>	Share Capital	Subscribed Capital Unpaid	Other Capital Contributions	Reserves	Profit (loss) brought forward	Total Equity
<b>Opening balance 2018-01-01</b>	<b>299</b>	<b>-</b>	<b>70 200</b>	<b>-2</b>	<b>-20 078</b>	<b>50 419</b>
Profit/loss for the period	-	-	-	-	-25 605	-25 605
Other comprehensive income	-	-	-	20	3	23
Total comprehensive income	-	-	-	20	-25 603	-25 583
<b>Transactions with shareholders</b>						
Interest convertibles	-	-	2 700	-	-	2 700
Total transactions with shareholders	-	-	2 700	-	-	2 700
<b>CLOSING BALANCE 2018-06-30</b>	<b>299</b>	<b>-</b>	<b>72 900</b>	<b>-18</b>	<b>-45 681</b>	<b>27 536</b>
<b>Opening balance 2019-01-01</b>	<b>348</b>	<b>330</b>	<b>122 886</b>	<b>17</b>	<b>-76 090</b>	<b>47 492</b>
Profit/loss for the period	-	-	-	-	-35 670	-35 670
Other comprehensive income	-	-	-	7	17	24
Total comprehensive income	-	-	-	7	-35 653	-35 645
<b>Transactions with shareholders</b>						
New share issue	760	-330	183 416	-	-	183 846
Issue expenses	-	-	-13 315	-	-	-13 315
Total transactions with shareholders	760	-330	170 101	-	-	170 531
<b>CLOSING BALANCE 2019-06-30</b>	<b>1 108</b>	<b>-</b>	<b>292 987</b>	<b>24</b>	<b>-111 742</b>	<b>182 378</b>

# Consolidated summary statement of cash flows

	2019	2018	2019	2018	2018
SEK 000'	Apr 1 – June 30	Apr 1 – June 30	Jan 1 – June 30	Jan 1 – June 30	Jan 1 – Dec 31
<b>Operating activities</b>					
Profit after financial items	-18 168	-14 185	-35 396	-25 466	-55 861
Non cash adjustments	3 978	202	4 909	759	2 401
Income tax paid	-539	-212	-517	-503	-658
	<b>-14 729</b>	<b>-14 194</b>	<b>-31 004</b>	<b>-25 209</b>	<b>- 54 118</b>
Change in inventory	101	-188	173	-188	-872
Change in receivables	789	-837	15 505	-2 496	-19 997
Change in liabilities	-79	-1 339	-5 927	584	8 935
<b>Total change in working capital</b>	<b>812</b>	<b>-2 364</b>	<b>9 751</b>	<b>-2 099</b>	<b>-11 934</b>
<b>Cash flow from operating activities</b>	<b>-13 917</b>	<b>-16 558</b>	<b>-21 253</b>	<b>-27 309</b>	<b>-66 052</b>
<b>Investment activities</b>					
Acquisition of intangible fixed assets	-	-1 294	-95	-2 916	-6 696
Acquisition of tangible fixed assets	-31	-144	-85	-745	-960
<b>Cash flow from investment activities</b>	<b>-31</b>	<b>-1 437</b>	<b>-180</b>	<b>-3 660</b>	<b>-7 656</b>
<b>Financing activities</b>					
New share issue	139 565	2 700	170 531	2 700	30 186
New borrowing	-	197	-	197	22 879
Repayment of borrowing	-3 856	-	-4 013	-157	-513
<b>Cash flow from financing activities</b>	<b>135 709</b>	<b>2 897</b>	<b>166 518</b>	<b>2 740</b>	<b>52 5512</b>
<b>Cash flow for the period</b>	<b>121 761</b>	<b>-15 098</b>	<b>145 086</b>	<b>-28 229</b>	<b>-21 157</b>
Cash equivalents at the beginning of the period	37 401	22 103	14 077	35 233	35 233
<b>CASH EQUIVALENTS AT THE END OF THE PERIOD</b>	<b>159 162</b>	<b>7 005</b>	<b>159 162</b>	<b>7 005</b>	<b>14 077</b>

## Summary income statement, parent company

SEK 000'	2019	2018	2019	2018	2018
	Apr 1 – June 30	Apr 1 – June 30	Jan 1 – June 30	Jan 1 – June 30	Jan 1 – Dec 31
Net sales	3 454	2 908	6 968	5 624	13 264
Other operating income/Other income	387	894	846	1 145	2 373
Raw materials and consumables/ Cost of material	-1 574	-1 102	-2 954	-1 961	-4 947
Other external expenses	-12 879	-9 074	-25 174	-18 114	-41 952
Personnel costs	-7 397	-5 715	-14 103	-11 141	-23 839
Depreciation, amortisation and impairment of tangible and intangible fixed assets/ non- financial assets	-165	-136	-328	-268	-555
Other operating expenses	-264	-121	-400	-214	-412
<b>Operating profit</b>	<b>-18 437</b>	<b>-12 346</b>	<b>-35 144</b>	<b>-24 929</b>	<b>-56 069</b>
<b>Profit from financial items</b>					
Net interest income	-34	-2 748	-82	-2 786	-5 494
<b>Profit after financial items</b>	<b>-18 471</b>	<b>-15 094</b>	<b>-35 225</b>	<b>-27 715</b>	<b>-61 563</b>
Tax expense	-	-	-	-	-
<b>PROFIT FOR THE PERIOD</b>	<b>-18 471</b>	<b>-15 094</b>	<b>-35 225</b>	<b>-27 715</b>	<b>-61 563</b>

\* Other comprehensive income in the Parent Company is in line with the profit for the period.

# Summary balance sheet, parent company

	2019	2018	2018
SEK 000'	June 30	June 30	Dec 31
<b>ASSETS</b>			
Subscribed capital unpaid			15 211
<i>Fixed assets</i>			
Tangible assets	2 140	2 486	2 414
<b>Total fixed assets</b>	<b>2 140</b>	<b>2 486</b>	<b>2 414</b>
<i>Current assets</i>			
Inventories	1 181	669	1 354
Current receivables	5 522	2 951	5 531
Receivables from group companies	1 028	1 127	972
Other receivables	1 720	1 628	1 103
Prepaid expenses and other accrued income	652	755	813
Cash equivalents	158 094	6 846	12 647
<b>Total current assets</b>	<b>168 197</b>	<b>13 976</b>	<b>22 419</b>
<b>TOTAL ASSETS</b>	<b>170 337</b>	<b>16 461</b>	<b>40 044</b>

	2019	2018	2018
SEK 000'	June 30	June 30	Dec 31
<b>SHAREHOLDER EQUITY AND LIABILITIES</b>			
<i>Equity</i>			
Share capital	1 108	299	348
Restricted reserves		72 900	330
Free reserves	188 404	-43 020	79 866
Profit/loss for the period	-35 225	-27 715	-61 563
<b>Total equity</b>	<b>154 287</b>	<b>2 464</b>	<b>18 982</b>
<i>Long-term liabilities</i>			
Liabilities to credit institutions	2 524	3 037	2 781
Other liabilities	57	170	113
<b>Total long-term liabilities</b>	<b>2 581</b>	<b>3 207</b>	<b>2 894</b>
<i>Current liabilities</i>			
Liabilities to credit institutions	627	552	627
Accounts payable	4 100	1 778	4 004
Current tax liabilities	305		548
Other current liabilities	756	854	5 794
Accrued expenses and deferred income	7 681	7 606	7 310
<b>Total current liabilities</b>	<b>13 469</b>	<b>10 790</b>	<b>18 169</b>
<b>Total liabilities</b>	<b>16 050</b>	<b>13 997</b>	<b>21 063</b>
<b>TOTAL EQUITY AND LIABILITIES</b>	<b>170 337</b>	<b>16 461</b>	<b>40 045</b>

# Notes

## Note 1 | Accounting Principles

This summary interim report for the Group has been prepared in accordance with IAS 34 Interim Financial Reporting and applicable regulations in the Swedish Annual Accounts Act. The interim report for the Parent Company has been prepared in accordance with the Swedish Annual Accounts Act chapter 9, Interim Financial Reporting. The same accounting and valuation policies have been applied for the Group and the Parent Company as in the latest Annual Report.

Disclosures in accordance with IAS 34:16A occur in the financial reports and the accompanying notes, and also in other parts of the interim report.

## Note 2 | Seasonal effects

Since OssDsign supplies products for elective procedures, its sales and operating profits are subject to season effects that the company cannot influence such as holidays. For example demand is effected in Europe by summer vacations and the USA by Thanksgiving.

## Note 3 | Information regarding operating segments

The Group's operations are divided into operating segments based on the parts of the business the company's highest executive decision-maker follows up, so-called "management approach". The Group's internal reporting is based on the Group management following up the operations as a whole. Based on this internal reporting, the Group has identified that the Group has only one segment.

## NET SALES BY GEOGRAPHIC MARKET

SEK 000'	Q2		First half-year	
	2019	2018	2019	2018
USA	1 299	1 263	2 338	2 272
Europe	2 070	1 607	4 515	3 199
Rest of World	85	38	115	152
<b>TOTAL</b>	<b>3 454</b>	<b>2 908</b>	<b>6 968</b>	<b>5 624</b>

Income from external customers has been attributed to individual countries from which the sale has taken place. The Group's fixed assets are located entirely in Sweden.

OssDsign has revenues from an individual customer (master distributor Matador Medical Inc) amounting to > 10%. Total revenue from this customer during Q2-2019 amounts to TSEK 1 299 (1 263) and for the first half year TSEK 2 338 (2 272).

# Signatures

The Board of Directors and the President provide their assurance that this interim report provides an accurate view of the operations, position and earnings of the Group and the Parent Company, and that it also describes the principal risks and uncertainties faced by the Parent Company and the companies included within the Group.

This report has been prepared in both a Swedish and an English version. In the event of any discrepancy between the two, the Swedish version shall apply. This report has not been audited.

## SCHEDULED FINANCIAL REPORTS

### *Interim Report, third quarter*

November 19, 2019

### *Interim Report, fourth quarter*

February 20, 2020

### *Annual Report*

April 16, 2020

## OSSDSIGN AB – UPPSALA 21/8 2019

---

**Simon Cartmell**  
Chairman of the Board

**Viktor Drvota**  
Board member

**Håkan Engqvist**  
Board member

**Newton Aguiar**  
Board member

**Anders Qvarnström**  
Board member

**Anders Lundqvist**  
CEO

## ADDRESS

OssDsign AB  
Virdings Allé 2  
754 50 Uppsala  
Sweden

+46(0)18-55 39 93  
Org.nr: 556841-754

## CONTACT

**Anders Lundqvist, CEO**  
+46(0)73-206 98 08  
al@ossdsign.com

**Claes Lindblad, CFO**  
+46(0)70-865 36 87  
c.lindblad@ossdsign.com

**OSS**DSIGN®

---

OssDsign AB, Virdings Allé 2, SE 754 50 Uppsala, Sweden

+46(0)18-55 39 93

[info@ossdesign.com](mailto:info@ossdesign.com)

[ossdesign.com](http://ossdesign.com)

